

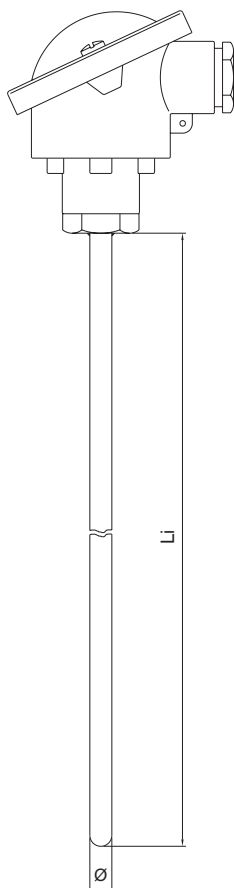


Main features

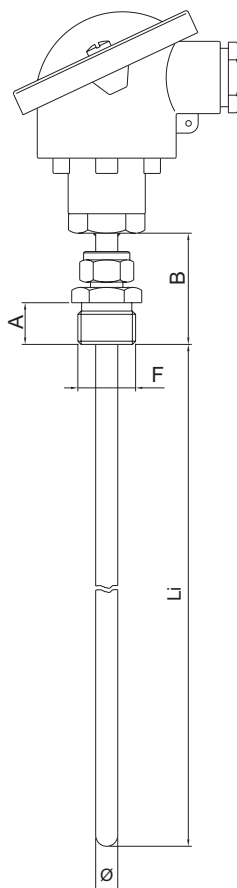
- Temperature limits:
 - 40 ... + 350° C for type T
 - 40 ... + 750° C for type J
 - 40 ... + 900° C for type E
 - 40 ... + 1000° C for type K
 (see table for sheath diameters)
- Tolerance:
 - IEC standard 584.2/Class 1:
 - for type T: $\pm 0,5^{\circ} \text{C}$ (- 40 ... + 125° C)
 - $\pm 0.004 [t]$ ($t > + 125^{\circ} \text{C}$)
 - for type J, E, K: $\pm 1.5^{\circ} \text{C}$ (- 40 ... + 375° C)
 - $\pm 0.004 [t]$ ($t > + 375^{\circ} \text{C}$)
- Mineral insulated (MgO) thermocouple element and continuous metal sheath
- Application versatility

MODELS

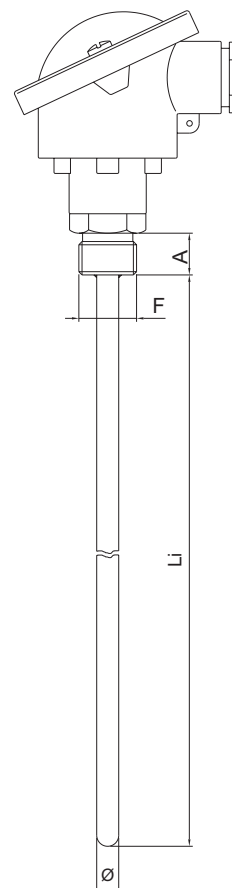
TC6M A
without fitting



TC6M B
with adjustable
compression fitting

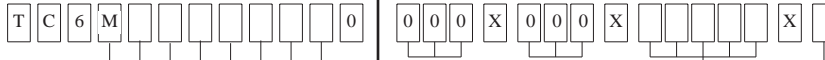


TC6M D
with welded fitting
under the head



ORDER CODE

CODE



Model	
Without fitting	A
With adjustable compression fitting	B
With welded fitting under the head	D

Element + Hot Junction	
Single Insulated	1
Single Grounded	2
Double Insulated	3
Double Grounded	4

Thermocouple Type	
Fe - Cu/Ni	J
Ni/Cr - Ni/Al	K
Cu - Cu/Ni	T *
Ni/Cr - Cu/Ni	E

(*) For single element only

Connection Head	
Mignon	A *
DIN J	B
DIN B	C
DIN BUS	E
EEX d IIC 2GD	F
CEAA	H

(*) For single element only

Sheath Material	
AISI 316	C *
INCONEL 600	F **

(*) Available for T, J, E models only

(**) Available for K model only

Sheath Diameter (mm)	
2	D *
3	E
4,5	G
6	I
8	J

(*) For single element only

Connection Thread *		
1/8" GAS	"A"= 10mm	A
1/4" GAS	"A"= 12mm	B
3/8" GAS	"A"= 15mm	C
1/2" GAS	"A"= 15mm	D
1/8" NPT		G
1/4" NPT		H
3/8" NPT		I
1/2" NPT		J

(*) To be shown for B, D models only

Connection Material *	
Nickel-Plated Brass	1 **
300 Series Stainless Steel	2

(*) To be shown for B, D models only

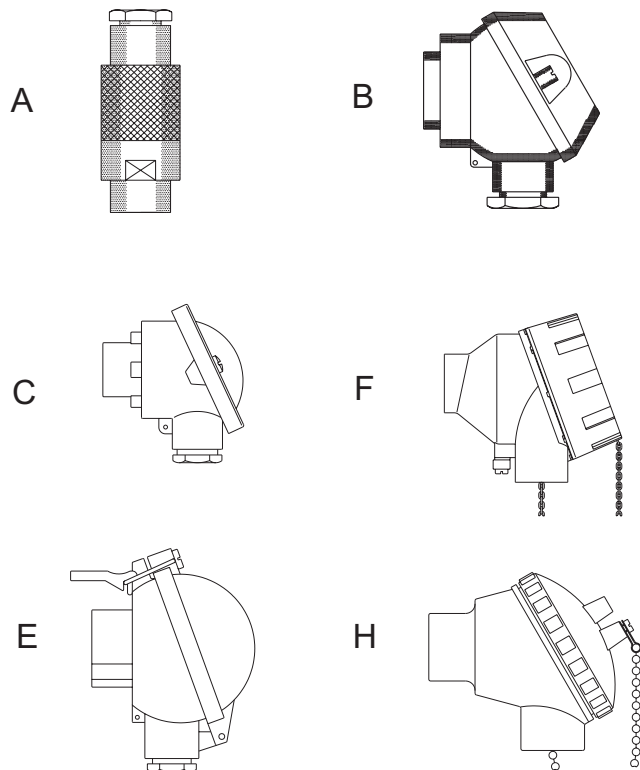
(**) Available for TC6MB model only

Certificates	
A	Conformity Report
R	Calibration Report
T	SIT Calibr. Report / Certificate

LENGTHS AND ACCESSORIES

Li = Immersion Length (mm)

Standard length from 100 to 2000mm with 100mm step and from 2000 to 10000mm with 500mm step



MOUNT (F)	Mod. B		Mod. D
	A (mm)	B (mm)	A (mm)
G 1/8	10	35	10
G 1/4	12	35	12
G 3/8	15	40	15
G 1/2	15	40	15
1/8 NPT	11	35	11
1/4 NPT	16	40	16
3/8 NPT	16	40	16
1/2 NPT	20	45	20

Availability of Mounts /Sheathing Diameter					
MOUNT(F)	ø2	ø3	ø4,5	ø6	ø8
G 1/8	x	x	x	x	-
G 1/4	-	x	x	x	x
G 3/8	-	-	x	x	x
G 1/2	-	-	x	x	x
1/8 NPT	x	x	x	x	-
1/4 NPT	-	x	x	x	x
3/8 NPT	-	-	x	x	x
1/2 NPT	-	-	x	x	x

GEFRAN spa reserves the right to make any kind of design or functional modification at any moment without prior notice

GEFRAN spa
 via Sebina, 74
 25050 PROVAGLIO D'ISEO (BS) - ITALIA
 ph. 0309888.1 - fax. 0309839063
 Internet: <http://www.gefran.com>
www.gefranonline.com

GEFRAN

DTS_TC6M_0607_ENG